

# VCM38 Ceiling Microphone

## Introduction

VCM38 is a newly designed ceiling microphone with 8 built-in microphones for 360-degree sound pickup. VCM38 delivers excellent sound quality with high-quality echo cancellation and Yealink noise-proof technology. With Beamforming technology, VCM38 can automatically locate and optimize sound pickup for the person speaking. A single VCM38 unit can cover 40 square meters, even for oversized meeting rooms by using up to eight VCM38 units in one system.

VCM38 supports PoE, which enables simple and easy deployment. It can be installed directly on the ceiling or by a telescopic rod which can be adjusted between 30~60cm to keep the room table clean and can match more meeting room scenarios.

## VCM38 Compatibility

For the VCM38 compatible devices, please refer to [Teams Room Accessories Compatibility Lists](#).

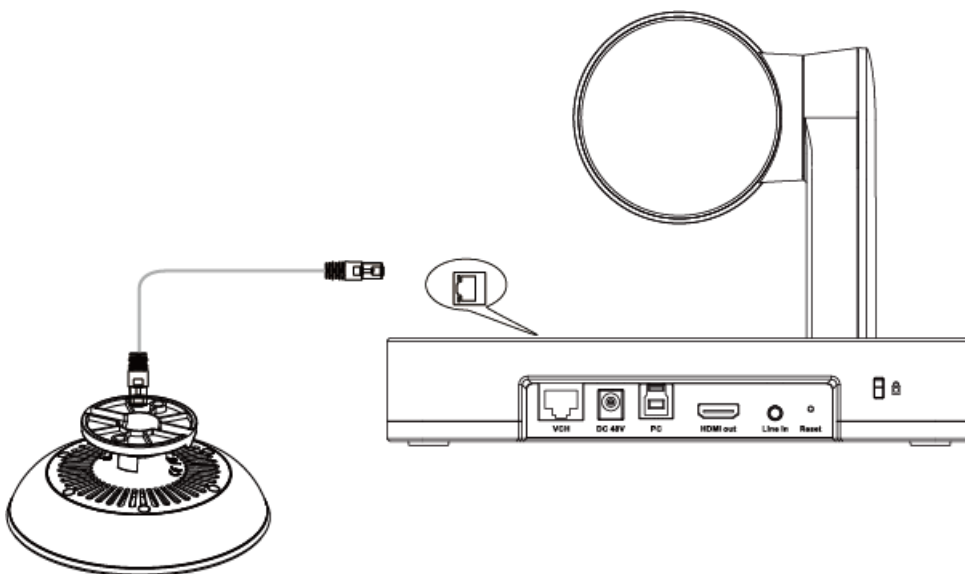
## How to Use

### Installation

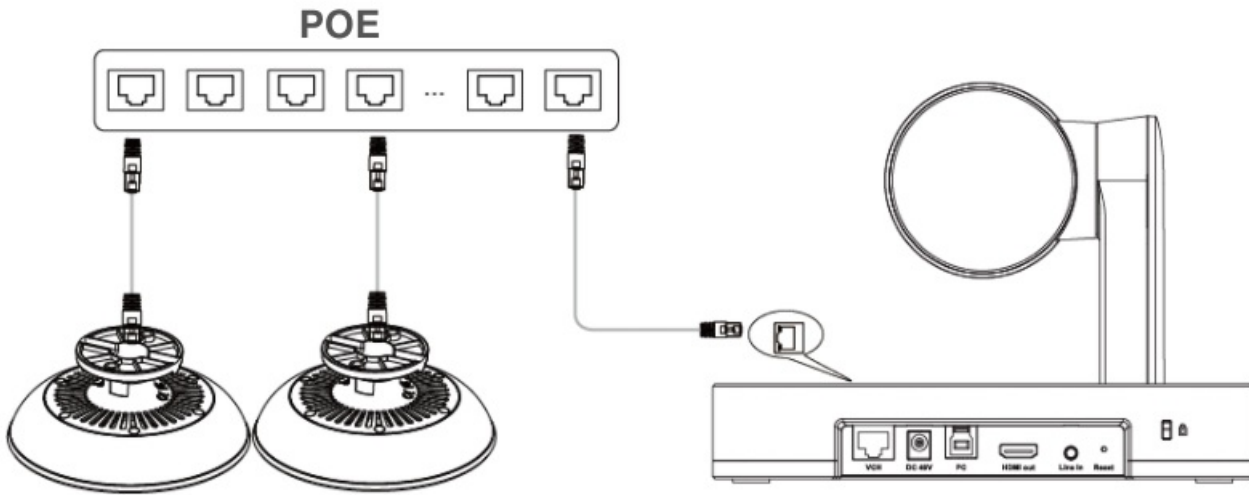
Please refer to: [Installation](#).

### Connect MVC to VCM38

#### Method 1: Connect to the VCH port of the UVC camera/AVHub:



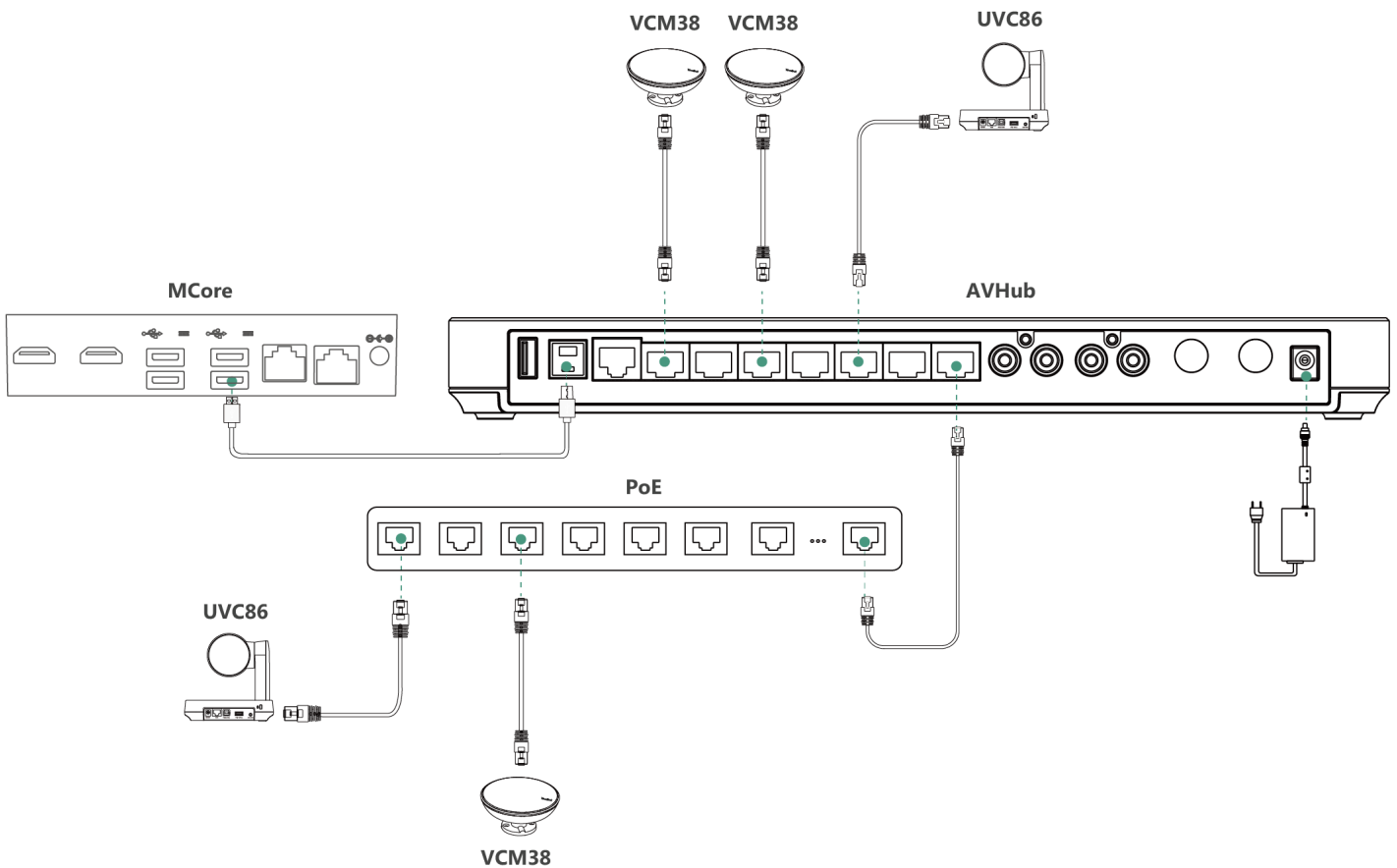
#### Method 2: Connect via the PoE switch



**Method 2: Connect via AVHub**

You can connect the UVC cameras and VCM35 to the AVHub simultaneously.

**NOTE**  
 When you connect the UVC84/UVC86/MSpeaker II directly to the AVHub, the total number of connections must be no more than 4 devices. If the total number of connections exceeds 4 devices, you need to connect a PoE switch (the PoE switch must meet the 802.3 AT (PoE+) standard).



## Mute or unmute Microphone

You can mute and unmute the VCM38 microphone through MTouch II, and please refer to [Separate Microphone Mute Control](#).

## Audio Settings

If you want to manually set the specified audio input device after connecting the VCM38 to the MVC device, please refer to [Audio Settings](#).

## Update VCM38

After connecting the VCM38 to the MVC device, it will automatically obtain the ROM package from the MVC device to update.

You can also manually update through the Yealink Device Management Platform. For more information, please refer to [Firmware Update](#).

## FAQ

### Can VCM38 and MVC' s built-in microphone pick up sound at the same time?

The VCM38 is an external microphone and does not support simultaneous sound pickup with the built-in microphone. You can set which microphone to use for pickup on MTouch II. For the operation method, please refer to [Audio Settings](#).

### After connecting the MVC to the VCM38, the VCM38 cannot pick up the audio/there is no response when touching the VCM38 mute button.

MVC does not support the simultaneous use of multiple microphone devices. Please check whether other microphones are connected at the same time. For more information, please refer to [Does MVC support multiple microphone devices simultaneously?](#)

### How to reset the VCM36 microphone?

The VCM36 microphone has no reset feature.